



# Install later instructions

1. Open the Software Center.

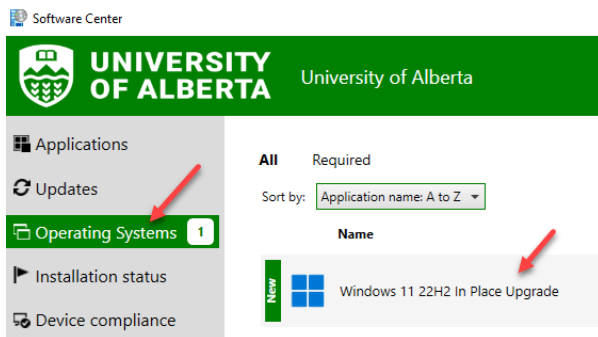
## Windows 10

- a. Click the Start  button.
- b. Scroll down the list of apps to the *Microsoft Endpoint Manager* folder.
- c. Expand the *Microsoft Endpoint Manager* folder and click *Software Center*.

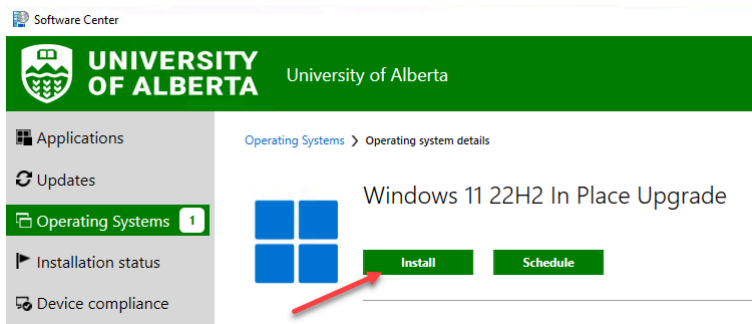
## Windows 11

- a. Click the Start  button.
- b. Click *All apps*
- c. Scroll down the list of apps to the *Microsoft Endpoint Manager* folder.
- d. Expand the *Microsoft Endpoint Manager* folder and click *Software Center*.

2. In the Software Center, click the *Operating Systems* tab then click *Windows 11 22H2 In Place Upgrade*



3. Click *Install*.



4. Click *Install* again. It will take at least one hour to complete.

